

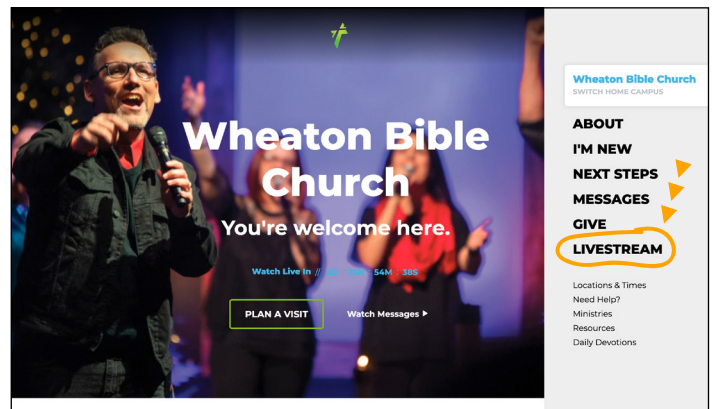
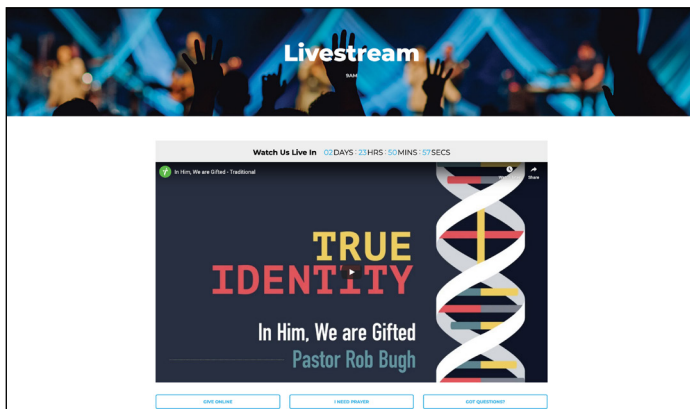
HOW TO LIVESTREAM

Worship with our church family online! Here's how you can get connected:

ON OUR WEBSITE

We'll begin the livestream 10 minutes before the beginning of the service (English Contemporary at 9:00 am, Spanish at 10:45 am). At that time, our homepage will have a button that says **"Watch Live"** to give you easy access to the stream!

You can view our livestream page anytime at wheatonbible.org/livestream, or in the sidebar navigation.



Troubleshooting

Q: What if the audio and video are out of sync?

A: Try refreshing the page.

Q: There's an error message on the video.

A: Try refreshing the page. If nothing changes, join us on our Youtube page or our Facebook page. Both are linked below the livestreaming video under the "having Issues" header.

ON OUR SOCIAL MEDIA

We're livestreaming through **Facebook Live** as well as **YouTube Live**. Head to facebook.com/wheatonbible or youtube.com/wheatonbible to join us. If you follow those links, you do *not* need a Facebook or YouTube account to watch these livestreams on these platforms; however, you *do* need an account if you'd like to comment or "like" the videos,

We'll begin the livestream 10 minutes before the beginning of the service (English Contemporary begins at 9am, Spanish at 10:45am).

Troubleshooting

Q: What if the audio and video are out of sync?

A: Try refreshing the page.

Q: What if the livestream stops?

A: Try joining us on another platform, or send us a message through Facebook Messenger or info@wheatonbible.org with the error you're encountering.



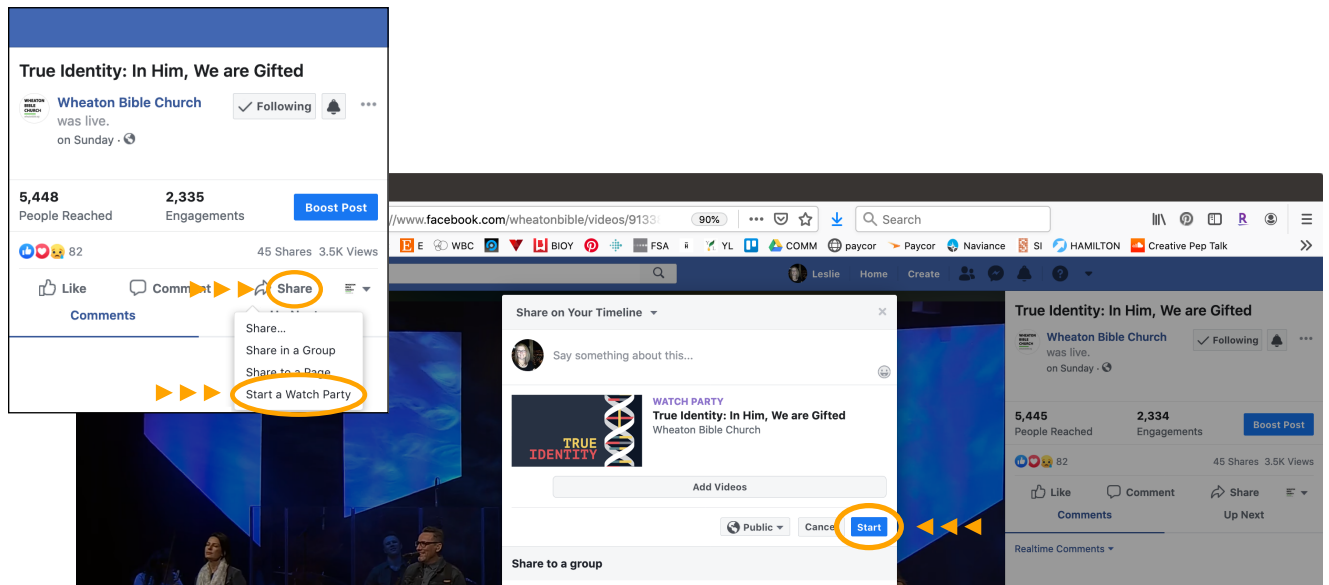
HOW TO HAVE A WATCH PARTY

One of the best parts about going to church is getting to experience the service with your family and friends—and we're missing that connection, too. However, Facebook offers a handy digital tool to get around this: **Watch Parties!**

When you start a Watch Party for our livestream (or any of our videos), you can invite people to join you and the video will pop up in your Newsfeed for all of your Facebook "friends" to see! What better way to invite your entire network to church than to bring it right to their devices.

Here's how to do it:

1. Click on the video or livestream you want to start a Watch Party with.
2. Click on the "share" icon at the bottom of the video, and then click "start Watch Party"
3. Then, type in a friendly message in the "say something about this..." box, then click the blue "start" button. Congrats! Your Watch Party has started.



If you have any questions or encounter any problems, send us a message at info@wheatonbible.org.